





Tools to reduce maintenance work on Miura BWMS

Please find below information on the parts replacement tools for ballast water management system (Miura BWMS). Use our dedicated tools to save time for your crews.

No.	Work/Purpose	Working Hours *1	Tool Details/Examples of Use	
1	Filter motor maintenance *2 Purpose: attaching/detaching motor when replacing filter internal parts	180 min./unit When using tool →60 min./unit (120 minutes shortened)	★Motor detachment tool Part code: Contact us. Quantity: One	
2	UV sensor box maintenance (non-explosion proof type) Purpose: repairing water leakage inside UV sensor box and disassembling, replacing, and re-attaching when UV sensor glass is damaged	20 min./unit When using tool →10 min./unit (10 minutes shortened)	★UV sensor spacer mounting tool Part code: A014-273-2000-6 Quantity: One	
3	O ring attachment to protective tube (non-explosion proof type) Purpose: repairing water leakage inside O ring and attaching O ring after replacing UV reactor internal parts	40 min./unit When using tool →10 min./unit (30 minutes shortened)	★O ring mounting tool Part code: A014-266-3000-4 Quantity: Two	
4	UV reactor tube plate opening Purpose: attaching/detaching tube plate and adjusting the position when replacing UV reactor internal parts	60 min./unit When using tool →30 min./unit (30 minutes shortened)	★Tube plate detachment tool Part code: A014-029-9000-4 : A014-051-7000-4 Quantity: Two each	

*1 Approximate working time for each filter and UV reactor.

*2 Target model: HK-200FA/300FA/450FA/600FA/900FA

Please fill in the name of your vessel on the attached request sheet and email your order to our field engineers or to our nearest sales office.



Scan the QR code or click on the following URL for information about our service network.

<https://www.miuraz.co.jp/en/marine/service/network.html>

If you have any questions, please contact the nearest MIURA office.

Email address: hakuyo_mka@miuraz.co.jp

